

# FORTÉ

## 48" Freestanding Dual Fuel Range

FDR488BSS

[CLICK TO VIEW  
IN KITCHEN](#)

FRONT



KNOB



TOP



DETAIL



### PRODUCT DIMENSIONS

Width	48 in.	121.92cm
Height	37 <sup>8</sup> / <sub>16</sub> in.	95.25cm
Depth	28 <sup>12</sup> / <sub>16</sub> in.	73cm
Overall Capacity	5.35 Cu. Ft.	151.49L
Main Oven Usable Width	23 in.	58.42cm
Main Oven Usable Height	14 in.	35.56cm
Main Oven Usable Depth	17 in.	43.18cm
Main Oven Actual Width	24 <sup>14</sup> / <sub>16</sub> in.	63.18cm
Main Oven Actual Height	14 in.	35.56
Main Oven Actual Depth	17 in.	43.18cm
Main Oven Capacity*	3.53 Cu. Ft.	127.4L
Main Handle Length	27 <sup>8</sup> / <sub>16</sub> in.	69.85cm
Second Oven Usable Width	11 in.	27.49cm
Second Oven Usable Height	14 in.	35.56cm
Second Oven Usable Depth	17 in.	43.18cm
Second Oven Actual Width	13 in.	33.02cm
Second Oven Actual Height	14 in.	35.56cm
Second Oven Actual Depth	17 in.	43.18cm
Second Oven Capacity*	2 Cu. Ft.	127.4L
Second Handle Length	15 in.	38.1cm
Height Between Rack Mounts	3 <sup>12</sup> / <sub>16</sub> in.	9.53cm
Max. Height Between Racks	8 <sup>2</sup> / <sub>16</sub> in.	20.64cm

\*NOTE: Capacity is prior to broiler, oven rack(s), and convection fan.  
Actual space excludes rack placements and accessories.

### FEATURES



#### 20K DUAL BRASS BURNER

Provides powerful flexibility, going from a simmer to boiling hot in an instant.



#### EDGE-TO-EDGE GRATES

Edge to edge grates provide a truly level cooktop, perfect for easily transferring pots and pans.



#### EASY GLIDE RACKS

Easy glide racks deliver quality and convenience with consistent ease.



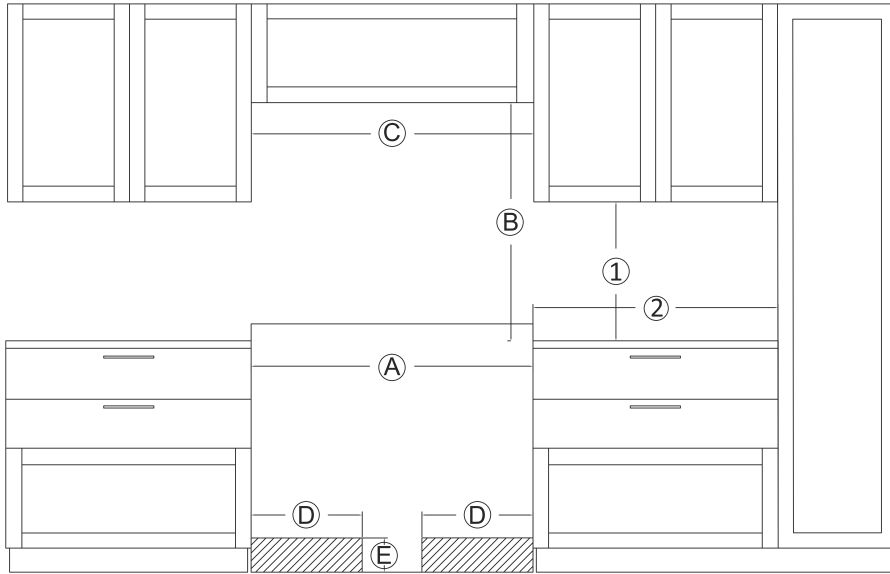
#### CONVERTIBLE POWER

Diversify your kitchen with a range which supports natural gas and liquid propane conversion.

### ADDITIONAL SPECS

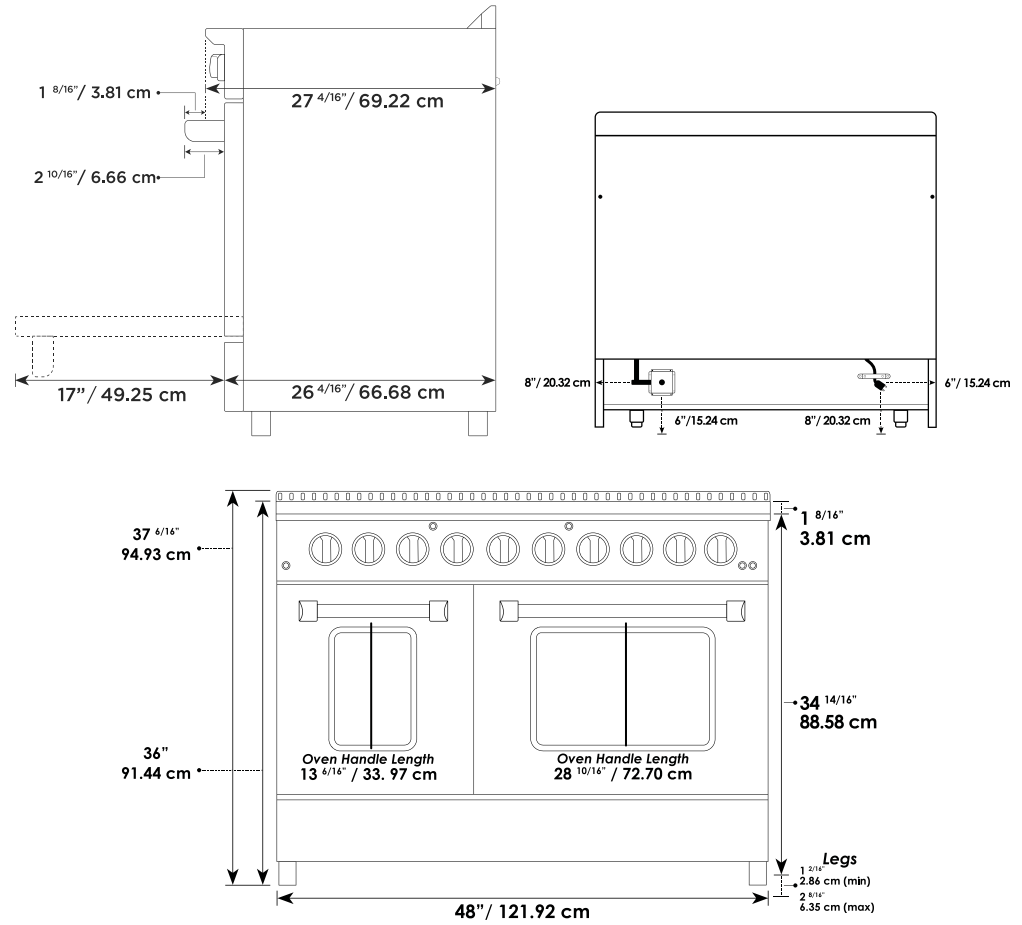
No. of Burners	8	Rated Voltage	240V-60Hz	Conversion Kit	Yes
Main Oven BTU	22,000	Amperage	25 Amps	Warranty Terms	2 Year
Second Oven BTU	14,000	No. of Lights	3	Certification	ETL

# INSTALLATION GUIDE

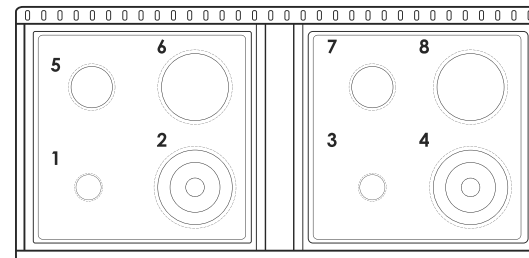


POSITION	DIMENSIONS	DESCRIPTIONS
1	18"/45.7cm	Minimum distance to bottom edge of top cabinet
2	12"/30.48cm	Minimum distance from cooktop surface
A	48"/121.92cm	Width of cabinet opening
B	26"-32" 66.04-81.28cm	Min. and max. height between cooktop and hood
C	48"/121.92cm	Minimum width of the hood area
D	Approx. 10 <sup>13</sup> / <sub>16</sub> "/27.4cm	Maximum gas/elec. connection width from right and left
E	Approx. 4 <sup>8</sup> / <sub>16</sub> "/11.5cm	Maximum gas/elec. connection height

## DIMENSIONS:



## BURNER MAP:



- BURNER 1**  
SMALL (6,000 BTU)
- BURNER 2**  
DUAL (20,000 BTU)
- BURNER 3**  
SMALL (6,000 BTU)
- BURNER 4**  
DUAL (20,000 BTU)
- BURNER 5**  
STRD (9,000 BTU)
- BURNER 6**  
LARGE (12,000 BTU)
- BURNER 7**  
STRD (9,000 BTU)
- BURNER 8**  
LARGE (12,000 BTU)